

How To Get a FRN

By shipradio.net

Here is how you can get a FRN (FCC Registration Number) that you can use with any radio licenses for the FCC. It's not too tough, just follow the pictures below.

The first step is to go to: <https://apps.fcc.gov/cores>

The screenshot shows the FCC Commission Registration System (CORES) interface. At the top is a blue header with the FCC logo and the text "Commission Registration System (CORES)". Below this is a yellow banner with "FCC Registration". A breadcrumb trail reads "FCC > FCC Registration > User Login" and a link to the "FCC Site Map" is on the right. The main heading is "FCC Registration - Login". A disclaimer states: "You are accessing a U.S. Government Information System. Information system usage may be monitored, recorded, and subject to audit. Unauthorized use of the information system is prohibited and subject to criminal and civil penalties. Use of the information system indicates consent to monitoring and recording." A welcome message says "Welcome to the Commission Registration System (CORES)." and a note advises users without an FCC Username to click "REGISTER". A list of features includes: Register and Manage the 10 digit FCC Registration Number (FRN), View financial standing (RED or Green Light Status), Retrieve payments awaiting completion, Enter and pay Application fees manually, Retrieve and pay ULS fees, File and pay annual Regulatory Fees, and Manage Incentive Auction financials. A link to "CORES Tutorial Videos" and "News releases" is provided. A red "PLEASE NOTE" section states that the Legacy CORES is no longer accessible as of 7/15/2022 and that users must register in the new CORES. Below this are three panels: "Username Login" with fields for Username and Password and a "LOG IN" button; "Need a Username?" with a "REGISTER" button and links for "Forgot/Reset your Username Password?" and "Check Username Availability"; and "Search for public FRN information" with a "SEARCH" button. At the bottom is a "Customer Service" section with links for "Help", "Frequently Asked Questions", "Privacy Statement", and "FCC Home Page", followed by contact information for assistance.

FCC Federal Communications Commission Commission Registration System (CORES)

FCC > FCC Registration > User Login < FCC Site Map

FCC Registration - Login

You are accessing a U.S. Government Information System. Information system usage may be monitored, recorded, and subject to audit. Unauthorized use of the information system is prohibited and subject to criminal and civil penalties. Use of the information system indicates consent to monitoring and recording.

Welcome to the Commission Registration System (CORES).

If you DO NOT have an FCC Username, please click the "REGISTER" button below to register an FCC Username.

CORES allows you to:

- Register and Manage the 10 digit FCC Registration Number (FRN).
- View financial standing (RED or Green Light Status) with the FCC and make payments.
- Retrieve payments awaiting completion.
- Enter and pay Application fees manually.
- Retrieve and pay ULS fees.
- File and pay annual Regulatory Fees.
- Manage Incentive Auction financials.

Click [Here](#) for CORES Tutorial Videos.

[News releases](#) related to the FCC Registration Number.

PLEASE NOTE: 1. Effective 7/15/2022 at 6 pm ET the Legacy CORES is no longer accessible. All FRN registrations and updates, including FRN password resets, must be completed in the new CORES. Users who do not have an FCC username will need to register a username in the FCC User Registration System and associate their FRN(s) in CORES. 2. Treasury will be conducting scheduled maintenance on 8/20/2022 from 6 pm ET to 10 pm ET, during this time payments by credit card and ACH will not be available.

Username Login

Note: The Username is the email address associated with your FCC Username Account.

Username:

Password:

LOG IN

Need a Username?

REGISTER

Forgot/Reset your [Username Password?](#)

Check [Username Availability](#)

Search for public FRN information

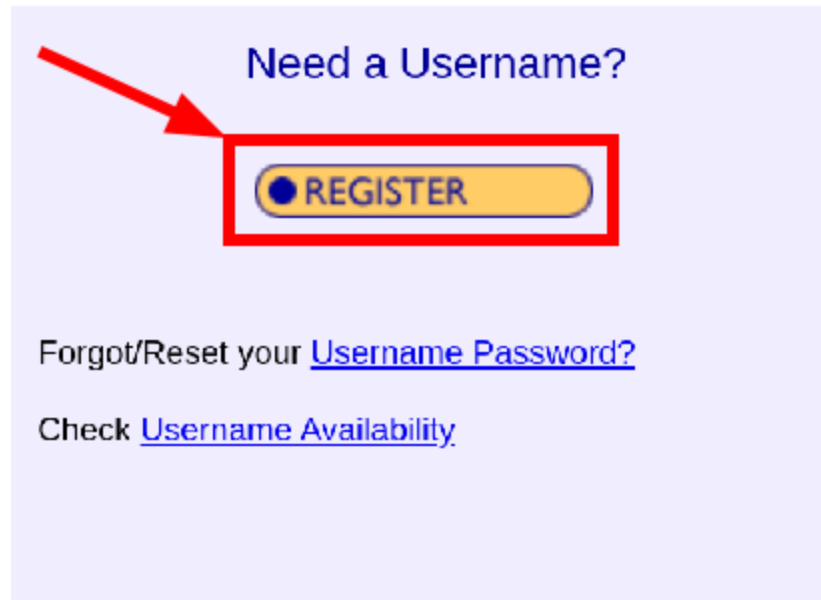
SEARCH

Customer Service

Help	Frequently Asked Questions	Privacy Statement	FCC Home Page
----------------------	--	-----------------------------------	-------------------------------

For assistance, please submit a help request at <https://www.fcc.gov/wireless/available-support-services> or call 877-480-3201 (Mon.-Fri. 8 a.m.-6 p.m. ET).

If you do not have a username and password you will need to create one. Click the "Register" button to do so.



You will see the registration screen.

Create New Account

[Help](#)

* indicates required field

Enter Username and Password

Please enter a valid email address. This email address will be used as your username when logging in to the FCC User Registration System and other systems using an FCC Username Account. Any notifications relating to your Username Account will be sent to the email address provided.

* Username:

* Confirm Username:

Password must be 12 to 15 characters long, cannot include any part of your Username, and must meet all of the following criteria: 1 lower case letter, 1 upper case letter, 1 number, and 1 punctuation mark/special character.

To see a full list of allowable special characters, please [click here](#).

* Password:

* Confirm Password:

Enter Additional Contact Information

Prefix/Title:

* First Name:

Middle Name:

* Last Name:

Suffix:

The secondary email address provided cannot be used for login purposes.

Secondary Email:

Phone: Country Code: * Phone Number:

Phone Extension:

Enter Security Question

* Security Question:

Answer must be at least 4 characters long and cannot include any part of the Security Question.

* Answer:



Fill out the form.

Create New Account

[Help](#)

* indicates required field

Enter Username and Password

Please enter a valid email address. This email address will be used as your username when logging in to the FCC User Registration System and other systems using an FCC Username Account. Any notifications relating to your Username Account will be sent to the email address provided.

* Username:

* Confirm Username:

Password must be 12 to 15 characters long, cannot include any part of your Username, and must meet all of the following criteria: 1 lower case letter, 1 upper case letter, 1 number, and 1 punctuation mark/special character.

To see a full list of allowable special characters, please [click here](#).

* Password:

* Confirm Password:

Enter Additional Contact Information

Prefix/Title:

* First Name:

Middle Name:

* Last Name:

Suffix:

The secondary email address provided cannot be used for login purposes.

Secondary Email:

Phone:

Phone Extension:

Enter Security Question

* Security Question:

Answer must be at least 4 characters long and cannot include any part of the Security Question.

* Answer:



Then click the “Create Account” button at the bottom.

You should then see the confirmation screen indicating that you have been sent an email.



Create New Account - Confirmation

[Help](#)


Registered User Account created on 2022-01-01

A confirmation email has been sent to **johndoe@example.com**. Your account will be activated once you respond to this verification message.

To ensure delivery of the verification email, please do the following:

1. Please add FccRegistration@fcc.gov to your safe sender list; check your email INBOX folder for the verification email, as well as your SPAM and JUNK folders.
2. If not received shortly after submitting the account, please go to [FCC UserReg login page](#), and click the "Request another verification email?" link.
3. Please allow up to 4 hours for the email to arrive. If after 4 hours the verification email has not arrived, please submit a help request at <https://www.fcc.gov/wireless/available-support-services> or call 877-480-3201 (Mon.-Fri. 8 a.m.-6 p.m. ET).

[« Return to Log In](#)

 For assistance, please submit a help request at <https://www.fcc.gov/wireless/available-support-services> or call 877-480-3201 (Mon.-Fri. 8 a.m.-6 p.m. ET).

Federal Communications Commission
45 L Street NE
Washington, DC 20554

Phone: 1-888-225-5322
TTY: 1-888-835-5322
Fax: 1-866-418-0232

RSS
Privacy Policy
Moderation Policy
Website Policies & Notices
Required Browser & Plug-ins

FOIA
No Fear Act Data
Open Government Directive
Plain Writing Act
2009 Recovery and Reinvestment Act

You will need to check your email and find the email from the FCC.

FCC Account Request Verification



Inbox x



FCCRegistration@fcc.gov

8:01 PM (3 minutes ago)



to me ▼

John,

Your request to create a new FCC account has been received. To verify your email address, please click the link below.

<https://apps2.fcc.gov/fccUserReg/api/authorizeUser/1b24050423235df10c2b61ffdsa1548a08ab77bd16b83688da280cea53357f9431ec6693de30d>

This link will expire within 24 hours. If you did not request an FCC account, please disregard this email.

For assistance, please submit a help request at <https://www.fcc.gov/wireless/available-support-services> or call 877-480-3201 (Mon.-Fri. 8 a.m.-6 p.m. ET).

Thank you,

FCC CORES Registration Team

Click the link provided to confirm your account registration. You will then see that your email address has been confirmed.

Email Address Verification

[Help](#)

Your email address has been verified and you may now log into CORES using your username and password.

You will also use your username password to access other FCC systems that still require a FRN login.

To register for a new FRN or to manage an existing FRN, click the "Go to CORES" button:


Please Note: you must associate your existing FRNs with your new Username prior to managing them.

[Go to CORES](#)

Below is an additional list of systems that currently use the FCC User Registration System:

- [NORS 3.0](#)
- [3650](#)
- [Study Area Codes](#)
- [ETRS](#)

[« Return to Log In](#)

 For assistance, please submit a help request at <https://www.fcc.gov/wireless/available-support-services> or call 877-480-3201 (Mon.-Fri. 8 a.m.-6 p.m. ET).

Federal Communications Commission
45 L Street NE
Washington, DC 20554

Phone: 1-888-225-5322
TTY: 1-888-835-5322
Fax: 1-866-418-0232

RSS
Privacy Policy
Moderation Policy
Website Policies & Notices
Required Browser & Plug-ins

FOIA
No Fear Act Data
Open Government Directive
Plain Writing Act
2009 Recovery and Reinvestment Act

Click the "Go to CORES" button to proceed to CORES.

[Go to CORES](#)

You will then be at the CORES - User Home page.



Federal
Communications
Commission

Commission Registration System (CORES)

[Associate Username to FRN](#) | [Manage Existing FRNs & FRN Financial](#)
[Register New FRN](#) | [Reset FRN Password](#) | [Search for FRN](#)

FCC Registration

[FCC > FCC Registration > User Home](#)Logged In As: johndoe@example.com | [Logout](#)

User Home

Select one of the following:


[Associate Username to FRN](#) Link your registered username to an existing FRN.
[Manage Existing FRNs | FRN Financial | Bills and Fees](#) View & Pay Regulatory Fees, Application Fees, and Bills | View Red & Green light status.
[Register New FRN](#) Register and receive a new FRN (including Restricted Use FRN).
[Reset FRN Password](#) Reset/update your FRN password.
[Search for FRN](#) Search for public FRN information.
[Update Username Profile](#) Update your username profile.

Customer Service

[Help](#) | [Frequently Asked Questions](#) | [Privacy Statement](#) | [FCC Home Page](#)
For assistance, please submit a help request at <https://www.fcc.gov/wireless/available-support-services> or call 877-480-3201 (Mon.-Fri. 8 a.m.-6 p.m. ET).

Click the “Register New FRN” link.

[Register New FRN](#)



Federal
Communications
Commission

Commission Registration System (CORES)

[Associate Username to FRN](#) | [Manage Existing FRNs & FRN Financial](#)
[Register New FRN](#) | [Reset FRN Password](#) | [Search for FRN](#)

FCC Registration

[FCC > FCC Registration > Register FRN](#)Logged In As: johndoe@example.com | [Logout](#)

FRN Registration - Registrant Type

Are you registering as an entity or as an individual?

☐ An entity (e.g., corporation, partnership, government agency, etc.)
☒ An individual

Is your contact address within the United States or its territories?

☒ Yes
☐ No

[CONTINUE](#) [Go Back](#)

Customer Service

[Help](#) | [Frequently Asked Questions](#) | [Privacy Statement](#) | [FCC Home Page](#)
For assistance, please submit a help request at <https://www.fcc.gov/wireless/available-support-services> or call 877-480-3201 (Mon.-Fri. 8 a.m.-6 p.m. ET).

Select “An Individual” and “Yes” if your contact address is in the United States.

Are you registering as an entity or as an individual?

- ☐ An entity (e.g., corporation, partnership, government agency, etc.)
- ☒ An individual

Is your contact address within the United States or its territories?

- ☒ Yes
- ☐ No

This will show the “Individual Type” selection screen.

FCC Federal Communications Commission

Commission Registration System (CORES)

[Associate Username to FRN](#) | [Manage Existing FRNs & FRN Financial](#)

[Register New FRN](#) | [Reset FRN Password](#) | [Search for FRN](#)

ECC Registration

[ECC > ECC Registration](#)

Logged In As: johndoe@example.com | [Logout](#)

FRN Registration - Individual Type

Do you wish to proceed with a CORES FRN Registration or a Restricted Use FRN Registration?

☒ CORES FRN Registration

☐ Restricted Use FRN Registration (Restricted Use FRNs can only be used for reporting individuals on Form 323 and Form 323-E.)

[CONTINUE](#) [Go Back](#)

Customer Service


[Help](#) [Frequently Asked Questions](#) [Privacy Statement](#) [FCC Home Page](#)

For assistance, please submit a help request at <https://www.fcc.gov/wireless/available-support-services> or call 877-480-3201 (Mon.-Fri. 8 a.m.-6 p.m. ET).

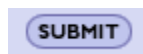
Select “CORES FRN Registration”.

- ☒ CORES FRN Registration
- ☐ Restricted Use FRN Registration (Restricted Use FRNs can only be used for reporting individuals on Form 323 and Form 323-E.)

Fill out your information on the form.

 Federal Communications Commission	Commission Registration System (CORES)	Associate Username to FRN Manage Existing FRNs & FRN Financial Register New FRN Reset FRN Password Search for FRN	
FCC Registration			
FCC > FCC Registration > Register FRN		Logged In As: bbwnsocial@gmail.com Logout	
Each individual or organization doing business with the FCC is required to provide and maintain a current official contact address. The contact address you provide will be used to mail important FCC related information to you.			
FRN Registration			
Register a Domestic Individual			
Salutation:	<input type="text" value="Mr"/>	First Name:*	<input type="text" value="John"/>
Middle Initial:	<input type="text"/>	Last Name:*	<input type="text" value="Doe"/>
Suffix:	<input type="text"/>	Doing Business As:	<input type="text"/>
If you have a Social Security Number or Taxpayer Identification Number , enter and confirm it here.			
SSN:	<input type="text" value="123456789"/>	Confirm SSN:	<input type="text" value="123456789"/>
If you do not have a Social Security Number , select a reason: <input type="text"/> ?			
Contact Information			
Same as Above:	<input checked="" type="checkbox"/>		
Organization:	<input type="text"/>	Position:	<input type="text"/>
Salutation:	<input type="text"/>	First Name:*	<input type="text" value="John"/>
Middle Initial:	<input type="text"/>	Last Name:*	<input type="text" value="Doe"/>
Suffix:	<input type="text"/>		
Address Line 1:*	<input type="text" value="123 Main Stree"/>	Address Line 2:	<input type="text"/>
City:*	<input type="text" value="Anywhere"/>	State:*	<input type="text" value="NEW YORK"/>
Zip Code:*	<input type="text" value="11111"/>	Phone:	<input type="text"/> <input type="text"/> <input type="text"/> ext. <input type="text"/>
Fax:	<input type="text"/>	Email:*	<input type="text" value="johndoe@example.com"/>
<input type="button" value="SUBMIT"/> Go Back			
Asterisks (*) indicate required fields.			
Revised: April 2005		Form 160 - Approved by OMB 3060-0917	

Click the submit button.



You should be greeted by the “FRN Registration Confirmation” screen, and your new FRN!

FRN Registration Confirmation

Thank you for registering with the FCC. As of today, **January 01 2022 12:00 AM**, you have been assigned the following FCC Registration Number (FRN): **0012345678**. Please print this page for your records.

Domestic Individual Registration			
Salutation:	Mr	First Name:	John
Middle Initial:		Last Name:	Doe
Suffix		Doing Business As:	
SSN:	*****6789		
Contact Information			
Organization:		Position:	
Salutation:	Mr	First Name:	John
Middle Initial:		Last Name:	Doe
Suffix:			
Address Line 1:	123 Main Street	Address Line 2:	
City:	Anywhere	State:	NEW YORK
Zip Code:	11111	Phone:	
Fax:		Email:	johndoe@example.com
Continue			

Amateurs, Aircraft, Marine, Antenna Structure Registration (ASR), and any other service licensed through the Universal Licensing System (ULS) should click on the following link to access ULS and associate their call sign(s) with their new FRN and password. Existing call signs must be associated with an FRN before you can file in ULS.

- [Universal Licensing System](#)

To visit another FCC site, follow the links below:

- [Auctions](#)
- [Call Sign Reservation and Authorization System](#)
- [Electronic Tariff Filing System](#)
- [Emergency Alert System](#)
- [Experimental Licensing Branch Electronic Filing Site](#)
- [Fee Filer](#)
- [Form-477 Local Telephone Competition and Broadband Reporting](#)
- [International Bureau Application Filing and Reporting System](#)
- [Media Bureau Consolidated Database System](#)
- [Pay ULS Fees](#)
- [Red Light Display System](#)
- [Telecommunications Certification Bodies Electronic Filing Site](#)
- [TV Station Profiles & Public Inspection Files](#)
- [Video Programming Distributors \(VPD\) Data Entry](#)

Congratulations! You have successfully obtained your new FRN. Be sure to save your username and password in a safe place.